

BIG SIX TOWERS, INC.

A HOUSING COOPERATIVE SPONSORED BY
NEW YORK TYPOGRAPHICAL UNION NO. 6

60-10 Queens Boulevard, Woodside, NY 11377 | (718) 898-7022 | Management@bigsixtowers.nyc

MEMORANDUM

Approved by Big Six Towers, Inc.
Signature: 

To: Big Six Towers Shareholders
From: Management
Date: March 28, 2025
Re: NYC requirements for Curbside Composting

Dear Shareholders,

We are required to participate in the NYC Department of Sanitation's Curbside Composting Program. This is **not optional** for us, but a requirement. We ask that you utilize the brown bins provided in the basement of your designated building, located near the compactor room, for composting. Failure to comply with this program may result in fines for the co-op.

Please note:

- This service is separate from regular trash and recycling.
- Composting will be collected on recycling days, and maintenance staff will place the brown bins out for pickup on these designated days.

Important Guidelines for Shareholders:

- **Close the bin after every use** to prevent odors or pests.
- **Drain liquids** from food scraps before placing them in the compost bin.
- **Use a clear-lined bag** and be sure to tie it securely.

What to Compost:

- Food scraps, including fruits, vegetables, meat, bones, dairy, and prepared foods.
- Food-soiled paper, including napkins, towels, tea bags, disposable plates, coffee filters, and pizza boxes.

What NOT to Compost:

- Trash such as diapers, personal hygiene products, animal waste, wrappers, non-paper packaging, and foam products.
- Recyclable materials.

As a reminder, this program is now a requirement, and your participation is essential.
Thank you for your cooperation.

Make Compost, Not Trash. Use your building's brown bin!

Composting is easy, helps reduce rats and other pests, and helps the planet. DSNY turns your leaf and yard waste, food scraps, and food-soiled paper into compost, and gives it back to New Yorkers for free!

Just three simple steps!



1 TENANTS: Collect leaf and yard waste, food scraps, and food-soiled paper in any container or bag in your home.

- Line your container with any bag.
- Clean your containers as needed.
- Store scraps in the freezer to prevent odors.
- Apartment buildings with 10 or more units can request free kitchen containers by visiting on.nyc.gov/eventrequest and filling out the online form.



2 TENANTS: Empty food waste into your building's bin.

- Drop your loose or bagged food waste into your brown bin.
- Close and latch the bin after each use.

BUILDING STAFF: Line your brown bin with a bag.

- Clean your bins and containers as needed.



3 BUILDING STAFF: Set your bin at the curb according to your collection schedule.

- Tie your liner shut inside the brown bin.
- Put leaf and yard waste in a bin or bag separate from trash. Bundle small branches with twine.
- Check your collection schedule starting in mid-September at nyc.gov/CurbsideComposting or call 311.

nyc.gov/CurbsideComposting | call 311

   NYCsanitation



sanitation

Put items like these in your brown bin.

Leaf + Yard Waste plants, leaves, twigs, grass



Food Scraps fruit, vegetables, meat, bones, dairy, prepared food



Food-soiled Paper napkins, tea bags, plates, coffee filters






No

Metal, Glass, Plastic, Cartons, Clean Paper + Cardboard

Trash: pet waste, medical waste, diapers, hygiene and foam products

nyc.gov/CurbsideComposting | call 311

   NYCsanitation

CC-TF CURBSIDE COMPOSTING TENANT FLYER 0922



sanitation